

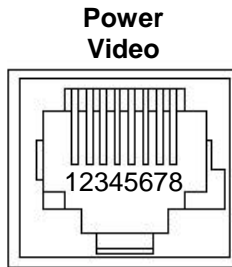
Vaddio™ Power, Video and Control Pinouts

For Vaddio Cameras:

WallVIEW™ 50i, WallVIEW 70PTZ , WallVIEW100 PTZ, CeilingVIEW™ 50iR PTZ, CeilingVIEW 70 PTZ, CeilingVIEW 70 PTZ HideAway, EZCamera™ series; Model 50i PTZ, Model 50iR PTZ, Model 100 PTZ and Model 70 PTZ.

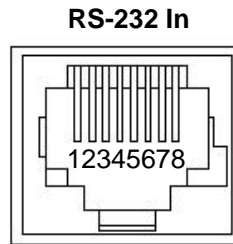
Power/Video Connection RJ-45 – Camera Shoe

#	Pins
1)	Power (+)
2)	Power GND
3)	Video GND
4)	Y (luminance)
5)	Video GND
6)	C (chrominance)
7)	Video GND
8)	Composite Video



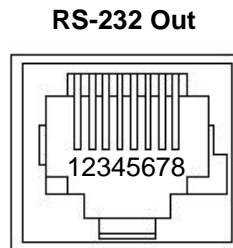
RS-232 Connector IN – Camera Shoe

#	Pins
1)	DTR (Sony® Daisy chain to DSR)
2)	DSR (Sony Daisy chain from DTR)
3)	CTS (Canon® Daisy chain to RTS)
4)	RTS (Canon Daisy chain from CTS)
5)	Unused
6)	Digital GND
7)	RXD (from TXD of control source)
8)	TXD (to RXD of control source)



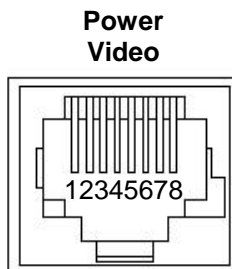
RS-232 Connector Out – Camera Shoe

#	Pins
1)	DSR (Sony Daisy chain from DTR)
2)	DTR (Sony Daisy chain to DSR)
3)	RTS (Canon Daisy chain from CTS)
4)	CTS (Canon Daisy chain to RTS)
5)	Unused
6)	Digital GND
7)	TXD (to RXD of control source)
8)	RXD (from TXD of control source)

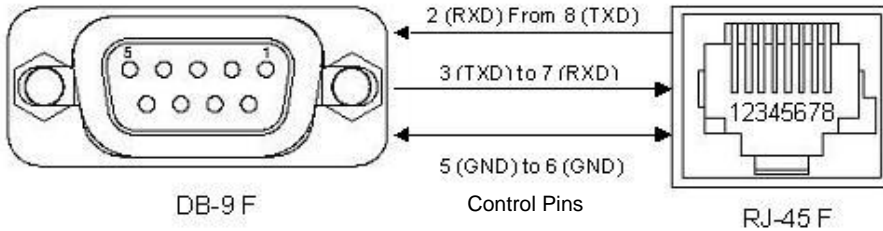



Power/Video Connection RJ-45 – Quick-Connect Box

#	Pins
1)	Power (+)
2)	Power GND
3)	Video GND
4)	Y (luminance)
5)	Video GND
6)	C (Chrominance)
7)	Video GND
8)	Composite Video



EZCamera Control Adapter - Front view and side view



Other Pins Required for Daisy Chain Control Standard

Sony
DB-9F
 Pin 4
 Pin 6

RJ-45F
 Pin 1 – DTR
 Pin 2 – DSR

Canon
DB-9F
 Pin 8
 Pin 7

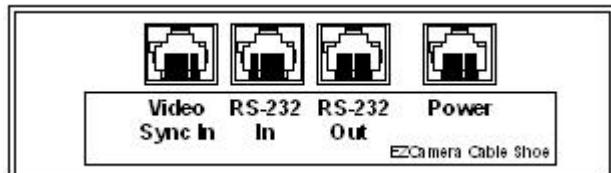
RJ-45F
 Pin 3 – CTS
 Pin 4 – RTS

The EZCamera Control Adapter is provided completely wired. Pin 1 on the DB-9 and Pin 5 on the RJ-45F are not used. All others are wired as specified herein.

Vaddio Power, Video and Control Pinouts - WallVIEW 300 PTZ Camera



WallVIEW 300 Camera Shoe



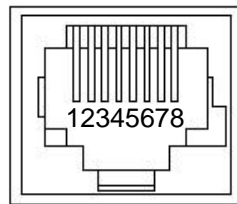
WallVIEW 300 Quick-Connect™ Box



WallVIEW 300 Camera Shoe

RS-232 In connector (same as above)
 RS-232 Out connector (same as above)
 Video/Sync In connector:

- | # | Pins |
|----|-----------------|
| 1) | Sync GND |
| 2) | Sync + |
| 3) | Video GND |
| 4) | Y (luminance) |
| 5) | Video GND |
| 6) | C (Chrominance) |
| 7) | Composite GND |
| 8) | Composite Video |

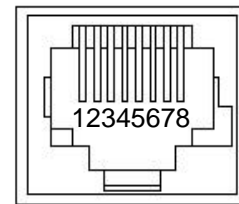


Video Sync In

WallVIEW 300 Camera Shoe and Quick-Connect Box

Power connector (shoe)
 Camera Power connector (Quick-Connect Box)

- | # | Pins |
|----|---------|
| 1) | Power + |
| 2) | Power - |
| 3) | Power + |
| 4) | Power - |
| 5) | Power + |
| 6) | Power - |
| 7) | Power + |
| 8) | Power - |



Power

Daisy Chain Control Configuration Example

