

VADDIO HOT-SHOT™ PRESET CAMERA CONTROLLER

Automated Preset Controller for Vaddio Cameras, Select Codecs & Control Systems

Part Numbers: 999-1036-000 - North America, 999-1036-001 - International

The Hot-Shot Preset Camera Controller is part of the Vaddio Automated Content Presentation System product line and is truly as simple as it is elegant. The Hot-Shot has 36 preset trigger inputs and can automate any classroom or presentation environment using a Vaddio camera, select codecs or control systems in conjunction with Vaddio's preset camera trigger devices such as MicVIEW™ Mic Mixer/Switcher, StepVIEW™ mats, AutoVIEW™ IR sensors, PresenterPOD™, TouchVIEW™ and other triggering devices.




Figure 1: Front and Rear Panels of the Hot-Shot Preset Camera Controller

HOW IT WORKS

The Hot-Shot will accept a trigger input from a trigger device, in this case, say Trigger 2. The Hot Shot will output "PRESET 2" in the RS-232 protocol of the assigned Vaddio camera or codec with cameras attached and preset (pan/tilt/zoom coordinates) associated with Preset 2 for that camera or codec will be activated. Trigger 3 will output "Preset 3" over RS-232; Trigger 4 will output "Preset 4" and so on. The Hot-Shot does not store presets, but merely outputs the camera's or codec's control protocol to activate the presets stored in the device. The Hot-Shot can be cascaded up to 144 triggers, using 4 Hot-Shots linked via RS-232 for even the largest interactive videoconferencing environment applications using microphones or a variety of other trigger devices. Conversely, it can control a single camera with up to 16 presets for the smallest of lecture capture applications.

Currently, the Hot-Shot has the Vaddio HD-20, HD-19, HD-18 and HD-USB PTZ cameras, Polycom® HDX-8000 and HDX-9000 series preset commands, LifeSize® Room system preset commands, CISCO C40, C60 and C90 series preset commands, and even the older TANDBERG 6000MXP and 3000MXP commands are also included. For use with other control systems, the Vaddio simple ASCII API is also included to alleviate the need for multiple I/O or relay cards/boxes associated with large control systems that require many trigger inputs.

The Hot-Shot Preset Camera Controller is an outstanding and super easy to operate codec camera control system or control system addition. Applications for the Hot-Shot include videoconferencing, lecture capture distance education, participative auditoriums, local government and council meetings.

WHAT'S INCLUDED

- Hot-Shot Preset Camera Controller
- 12V, 1.0A PowerRite™ Power Supply
- AC Cord Set
- Documentation

Vaddio, Polycom, LifeSize and CISCO Control

Currently Polycom, LifeSize, CISCO and Vaddio camera codes are supported and as more applications become popular, Vaddio has future resources available within the Hot-Shot.

TECHNICAL FEATURES

Triggers and I/O

The Hot-Shot has thirty six (36) trigger inputs on Phoenix-type connectors, two (2) RS-232 ports and a 10-position dip switch on the back to set the modes of operation. The RS-232 ports will allow the Hot-Shot to be cascaded up to 144 triggers for the largest of conferencing applications.

Manufactured and Designed in the USA

From the ground up, the Hot-Shot was designed and manufactured in the USA.




Easy and Automatic Operation

The Hot-Shot is as simple as setting presets in the codec/control system, plugging in the appropriate RS-232 cable, turning the system on and triggering the stored presets.

TECHNICAL IMAGES

Figure 2: Hot-Shot Preset Camera Control System - Rear Panel Image with Functional Callouts



Rear Panel:

- 1) Power Input - 12 VDC, 1.0 Amp Power Connection, 5.5mm OD x 2.5mm ID, Positive Center
- 2) Thirty Six (36) Trigger Inputs: Triggers on phoenix-type connectors with six (6) ground pins to support multiple triggers
- 3) RS-232 Ext. Control: For Hot-Shot cascading and external control system feed-thru
- 4) RS-232 Out: Preset # ASCII or HEX strings out to codec or camera
- 5) System Select: 10-position dip switch selects output codes, first or last step trigger modes, assign Preset 1 as default preset and master/slave cascade functionality

Front Panel (not Shown): Power/Presets Enable Switch, to bypass presets, touch the Power switch, LED off indicates presets off

SYSTEM CONNECTIVITY (THE GENERAL IDEA)

Figure 3: Basic Classroom Configuration featuring the Hot-Shot and TANDBERG C60 Codec (Far End camera control retained)


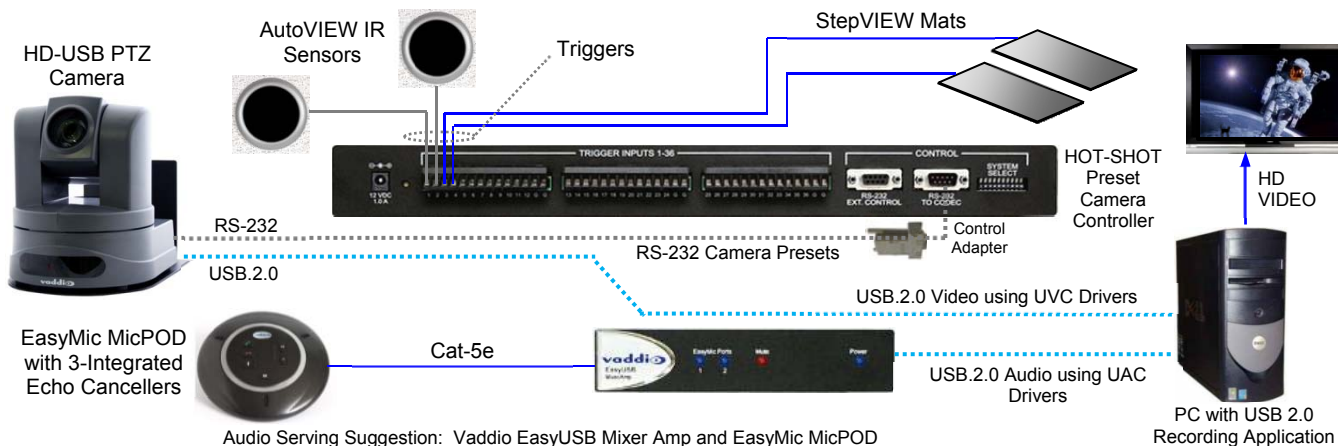


Figure 4: Basic single camera system using Hot-Shot, HD-USB PTZ camera, AutoVIEW IR Sensors and StepVIEW mats.



TECHNICAL SPECIFICATIONS

Hot-Shot Preset Camera Controller	
Part Numbers	999-1036-000 - North America, 999-1036-001 - International (with UK and Euro AC Cord Set)
Connectors & Controls Rear Panel	5.5mm OD and a 2.5mm ID Coaxial Power Connector, 36 Trigger Inputs and six (6) GND Terminals on Phoenix-type connectors, Two (2) RS-232 Ports Male & Female for Flexibility in configuration 10-Position Dip Switch for system assignment and choice of functionality. Front Panel: Power ON / Presets Enable
Compatible Codecs/Controllers	Vaddio HD-20, HD-19, HD-18 and HD-USB PTZ Cameras, Polycom 8000 and 9000 series codecs, LifeSize Room system codecs with RS-232 port, Cisco C-Series - C40, C60 and C90, and TANDBERG MXP Series (3000 and 6000) or any control system that can receive an ASCII control string
Power Supply	12 VDC, 1.0 Amp PowerRite Switching Power Supply and AC Cord Set Included
Dimensions (H x W x D) / Weight	1.72" (43.7mm) H x 18.93" (480.8mm) W x 6.0" (152.4mm) D, (1-RU Rack Size), 2.90 lbs. (1.315417 kg.)
Compatible Vaddio Triggers	MicVIEW, AutoVIEW IR Sensor, StepVIEW Mat, TouchVIEW Buttons, PresenterPOD etc...