
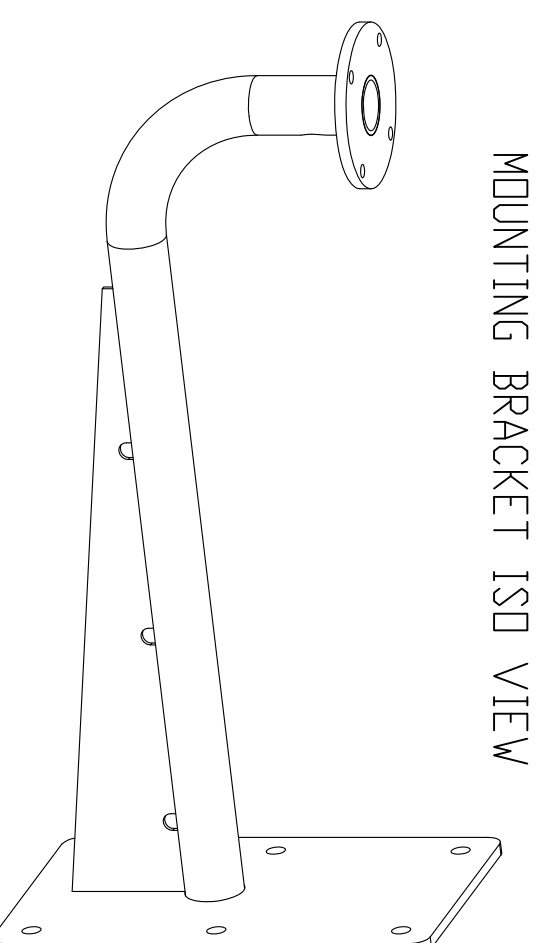
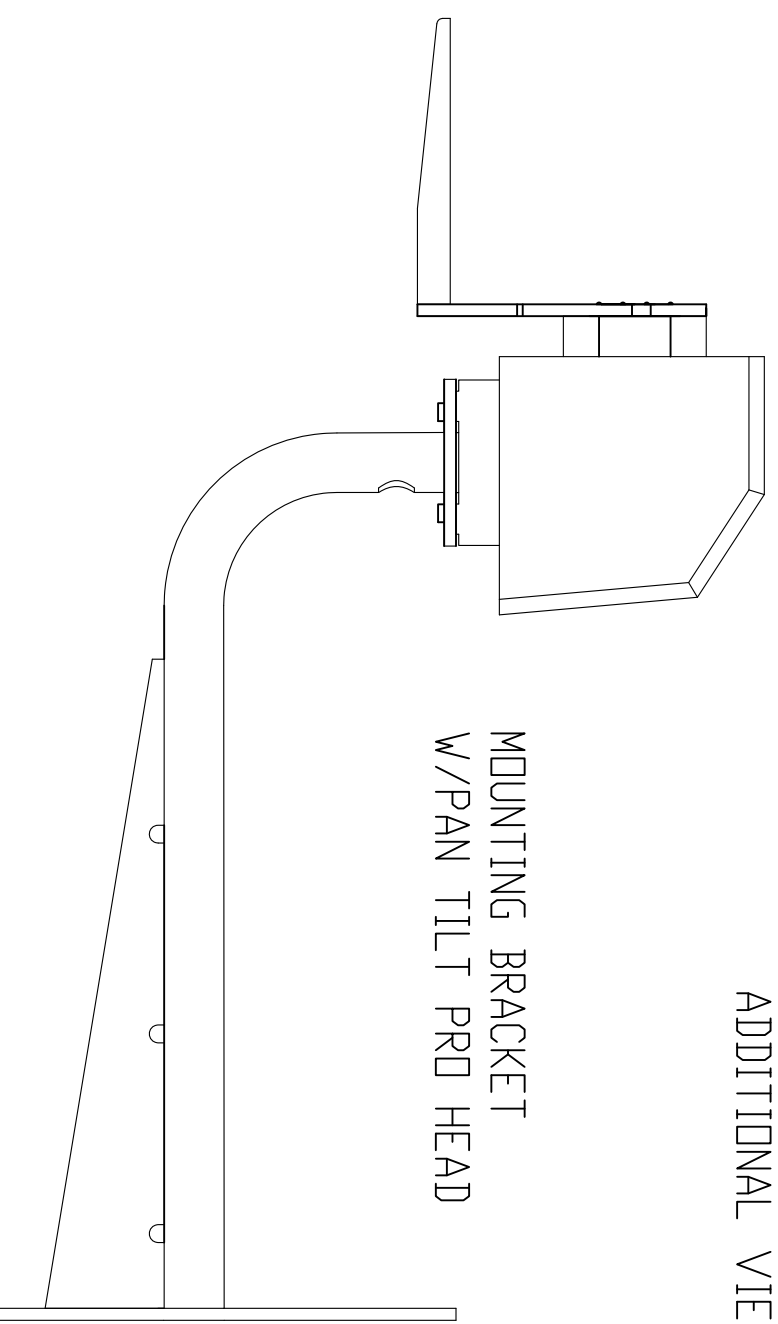


ADDITIONAL VIEWS - SCALE: 1:2



GENERAL NOTES:  
DIMENSIONS ARE IN INCHES (cm) UNLESS OTHERWISE NOTED.  
DO NOT DISTRIBUTE WITHOUT EXPRESS WRITTEN PERMISSION  
OF VADDIO. DUE TO OUR CONTINUING EFFORTS TO ENHANCE  
OUR PRODUCTS, WE RESERVE THE RIGHT TO CHANGE  
SPECIFICATIONS WITHOUT PRIOR NOTICE OR OBLIGATION.

PAN TILT PRD WALL MOUNT

PART NUMBER 998-6521-001, MULTIPLE VIEWS

DRAWN		CHECKED		APPROVED		DATE	
WLF/RAR		RAR		RAR		03/05/2008	
MATERIALS				SCALE			
STEEL				1:1			
FINISH				SIZE		DRAWING NO.	
BLACK FLAT POWDERCOAT PCC # 806-394				ANSI E		6521-001	
							REV
							A

THIS DRAWING, INCLUDING ALL SUBJECT MATTERS INDICATED THEREON OR DERIVED THEREFROM, COMPRISES PROPRIETARY INFORMATION AND IS THE EXPRESS PROPERTY OF VADDIO. All Rights Reserved - Copyright 2008